

PolyGard® Chlorine CL₂ Analog Transmitter AT92 1193

Description

Analog CL₂ gas transmitter for the detection of chlorine (CL₂) in the ambient air.

Application

For the detection of chlorine (CL₂) within a wide range of use in industrial applications like Chemical, Water Treatment, Waste Water Treatment, Sewerage Treatment, plants including swimming pools. Due to the 4 – 20 mA analog signal the CL₂ transmitter is compatible to any electronic analog control, DDC/PLC control or automation system (e.g. PolyGard Series MGC by the MSR-E).

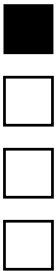


www.msr-electronic.de

Stainless steel

Features

- Continuous monitoring
- Low zero point drift
- Poisoning stable
- Long life sensor
- Modular plug-in technology
- Easy maintenance / calibration
- Reverse polarity protected
- Overload protected
- 4 – 20 mA analog signal output
- Duct mounting (optional)
- IP65 protected (optional)



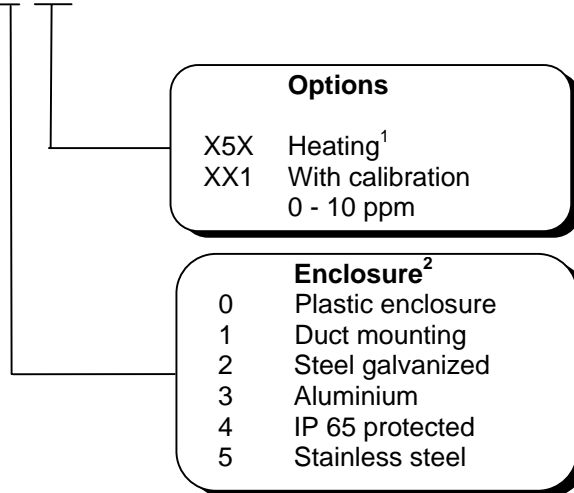
Specifications

Electrical	
Power supply	15 – 35 VDC (reverse polarity protected)
Power consumption	22 mA, max. (0,6 VA)
Sensor Performance	
Detected gas	Chlorine (CL ₂)
Sensor element	Electrochemical, diffusion
Measuring range	0 – 10 ppm factory set, 0 - 5 to 0 – 10 ppm, adjustable via calibration
Stability & resolution	< 0,02 ppm
Long term output drift	< 5% signal monthly
Zero drift	< 0,1 ppm /year
Response time	t ₉₀ ≤ 60 sec.
Sensor life expectancy	2 years, normal operating environment
Linearity	< 0,2 ppm
Type of Control	
Analog output signal	Proportional, 4 – 20 mA, load ≤ 500 Ω overload and short-circuit proofed
Operating Environment	
Humidity Range	15 to 90 % RH non-condensing
Working temperature	-20 °C to + 50 °C (-4 °F to 122 °F)
Storage temperature	5 °C to + 20 °C (41 °F to 68 °F)
Pressure range	Atmospheric ± 20%
Physical characteristics	
Enclosure material*	Stainless steel
Enclosure color*	Natural, untreated
Dimensions (HxWxD)*	135 x 113 x 45 mm (5.35 x 4.5 x 1.8 in.)
Weight*	0.5 kg (1.1 lbs.)
Protection class*	IP 55
Mounting*	Wall mounted, pillar mounted
Cable entry	1 x M 20
Wire connection	Screw type terminal, min. 0.25 mm ² (24 AWG) max. 2.5 mm ² (14 AWG)
Wire distance	Max. loop resist. 500 Ω (= wire resistor + controller input resistor)
Approvals/Listings	
	EMC Directive 89/336/EEC
	CE
Warranty	
	One year on material and workmanship (Without sensor)

*For option "stainless steel" and further enclosure types see datasheet AT-DT Enclosure.

Ordering Information

AT-92-1193-0-001



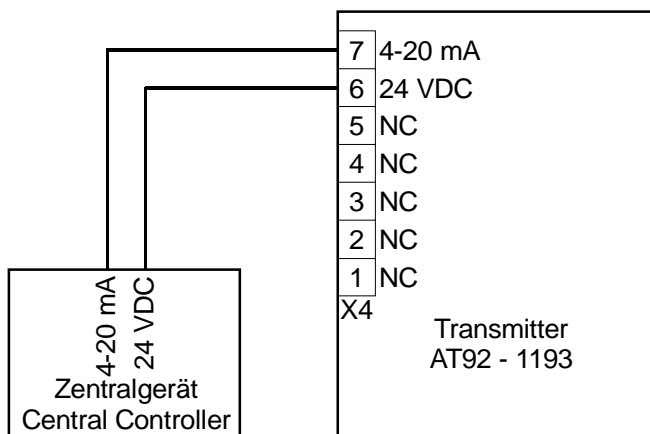
¹ See Data sheet „AT-Options“

² See Data sheet „PolyGard AT/DT Enclosure“

Example: CL₂ – transmitter with calibration 0 – 10 ppm, stainless steel enclosure

Ordering Number: AT-92-1193-5-001

Connecting Diagram



Dimensions

See Data sheet „PolyGard AT/DT Enclosure“